


Project _____
Item _____
Quantity _____
CSI Section 11400
Approved _____
Date _____

CTP-NBP

Countertop Refrigerated Prep Rail

Models

- CTP 8146-NBP 46" countertop refrigerated prep rail, (4) 1/3 pan capacity
- CTP 8160-NBP 60" countertop refrigerated prep rail, (6) 1/3 pan capacity



CTP8146-NBP

Standard Features Options & Accessories

- Stainless steel top and interior
 - Environmentally friendly R290 refrigerant
 - High density foamed in place environmentally friendly, Kyoto Protocol Compliant, Non ODP (Ozone Depletion Potential), Non GWP (Global Warming Potential) polyurethane keeps energy costs low
 - Mechanically cooled rail with integral V-stamped pan rest
 - NSF7 certified
 - 1 year parts and labor standard warranty
- 220V/50 cycle electrical available in 404a custom sku# version

Specifications

Exterior Top and Sides are 18-gauge stainless steel. Back of unit is 18-gauge galvanized steel. Unit has a mechanically cooled refrigerated raised rail with die-stamped opening(s) to accommodate 12" x 20" (30.5cm x 50.8cm) hotel pans, by others. Adapter bars supplied with unit. Pans are recessed 2" (5.1cm) from the top and rest on integral V-stamped supports. Raised rail openings have 18-gauge stainless steel hinged removable covers.

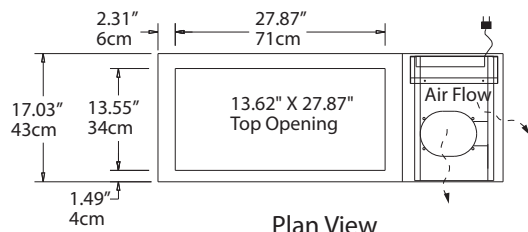
Unit Interior has a 22-gauge stainless steel liner with foamed-in-place environmentally friendly, Kyoto Protocol Compliant, Non ODP (Ozone Depletion Potential), Non GWP (Global Warming Potential) polyurethane insulation.

Base of unit has removable louvers at front and rear for proper air flow and access to the condensing unit. Protective rubber bumpers affixed to the back of the unit allow proper air flow

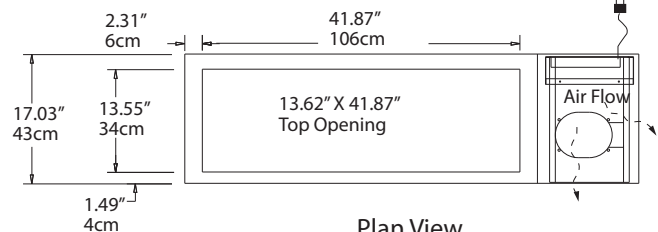
Refrigeration System uses R290 refrigerant. Refrigerated rail is designed to maintain 41°F (5°C) at 86°F ambient for up to (4) hours. Food and product should be placed in unit at 37°F (3°C). On/off switch is located at the right end of the unit.

Electrical Connection is 115 volt, 60 Hertz, single phase. Unit is wired with a 3-wire, grounded and has a 8' (2.4 m) long electrical cord and NEMA 5-15P plug.

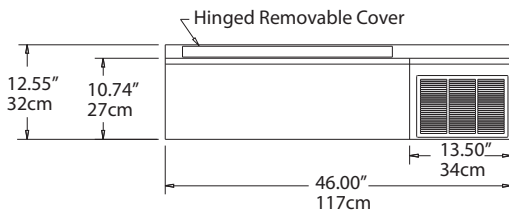





Plan View
CTP8146-NBP



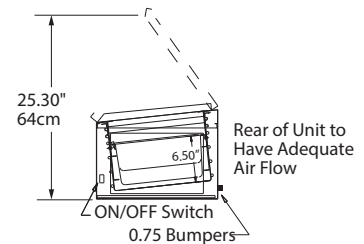
Plan View
CTP8160-NBP



Elevation View
CTP8146-NBP



Elevation View
CTP8160-NBP



End View
All Models

Specifications								
Model	Pan Cap. (1/6)	V/Hz/Ph	Amps	H.P.	Nema Plug	BTU Load	System Capacity	Ship Weight
CTP8146-NBP	8	115/60/1	2.8	1/5	5-15P	298	705	121lbs 55kg
CTP8160-NBP	12	115/60/1	2.8	1/5	5-15P	397	768	158 lbs 72kg

Welbilt reserves the right to make changes to the design or specifications without prior notice.