

Blueair by
BLUENIX

24x24 BOWL SINKS

BS3-24-14/2D



BSP-24-14

BS3-24-14/N

STANDARD FEATURES



Entire ASSEMBLY is fused Welded
shielded and polished to create a one piece
seamless sink Unit



Adjustable ABS bullet feet
Enhanced Functionality.



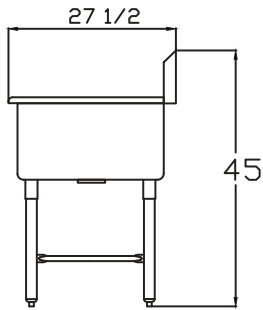
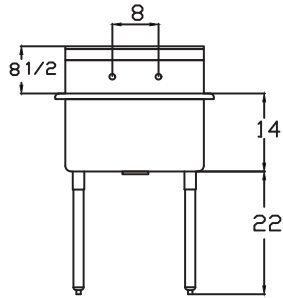
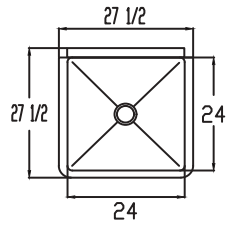
Stainless Steel cross braced legs and gussets
additional strength and stability

- Swirl away bowl drainage
- All sink compartments are covered With a full 5/8" radius
- Welded areas are high-speed belt blended to match adjacent surfaces with the continuity of a satin finish
- All Sink Models Equipped with standard strainers with Brass Fittings instead of Aluminum
- Die-stamped creased drain boards for positive drainage

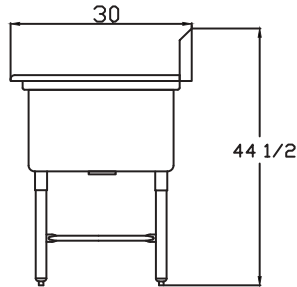
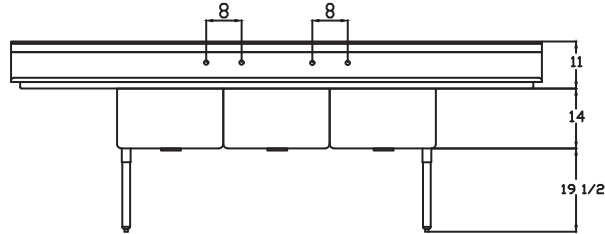
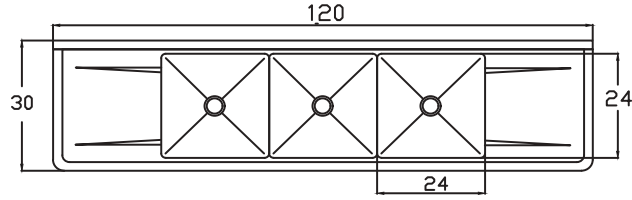
Blueair by
BLUENIX

BLUE AIR has right to change specifications without further notice.

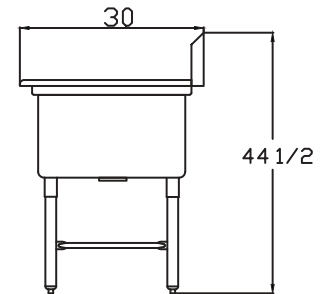
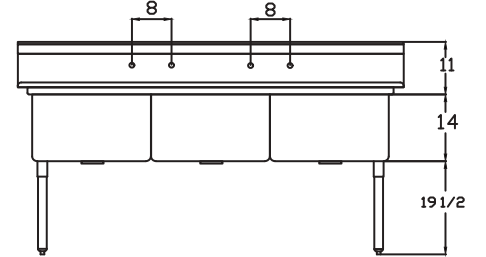
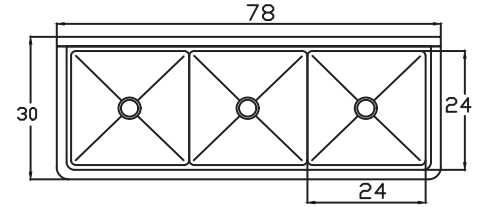
BSP-24-14



BS3-24-14/2D



BS3-24-14/N



Model

**Overall size
(inches/mm)**

**Bowl Size
(inches/mm)**

	L	D	H	L	D	H
BSP-24-14	27 1/2"(699mm)	27 1/2"(699mm)	45"(1143mm)	24"(610mm)	24"(610mm)	14"(356mm)
BS3-24-14/N	78"(1981mm)	30"(762mm)	44 1/2"(1130mm)	24"(610mm)	24"(610mm)	14"(356mm)
BS3-24-14/2D	120"(3048mm)	30"(762mm)	44 1/2"(1130mm)	24"(610mm)	24"(610mm)	14"(356mm)

Model

**Weight
(lbs/kg)**

	Net Weight	Ship Weight
BSP-24-14	40(18)	44(20)
BS3-24-14/N	105(48)	115(52)
BS3-24-14/2D	127(58)	139(63)



blueairfse.com



orders@blueairfse.com



1.886.677.8500



223 W. Rosecrans Ave., CA 90248
T: 310.808.0102

9 W. Shelton Terrace #A, Hillside, NJ 07205
T: 908-688-0970