



# BEVERAGE-AIR®

Project: _____	AIA#
Item: _____	
Location: _____	SIS#
Approved: _____	

**CDR6HC DELI/BAKERY DRY CASE**

**DELI/BAKERY DRY CASE**  
 CDR6HC Deli/Bakery Dry Case

**MODEL:**  
 CDR6HC-1-W-D




---

**5 Year Parts/Labor Warranty Available**

---

### CABINET CONSTRUCTION

- Exterior has white powder coated galvanized steel
- Stainless steel interior with mirrored end caps
- Sliding glass, removable doors
- Curved front glass
- LED lighting with on and off switch
- Electrical outlet for scale
- Adjustable shelves for better product display
- Price tag molding standard
- Open food rated

### OPTIONS & ACCESSORIES

- 3 Year parts/labor standard, additional 2 year warranty available
- Refrigerated cases
- 3" Casters
- 6" Casters
- 2 3/4" Casters



Please verify qualifying units by visiting:  
[www.energystar.gov/cfs](http://www.energystar.gov/cfs)

3779 Champion Blvd., Winston-Salem, NC 27105  
 1-888-845-9800 Fax: 1-336-245-6453  
 Beverage-Air.com Sales@bevair.com

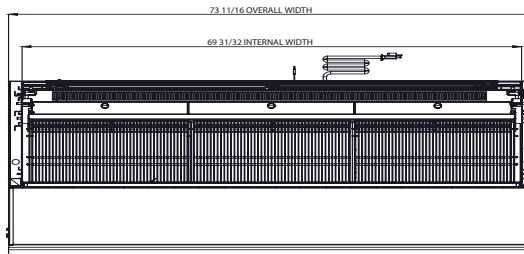


# BEVERAGE-AIR


MODEL	CDR6HC-1-W-D
<b>EXTERNAL DIMENSIONAL DATA</b>	
Width Overall	73 11/16"
Depth Overall	35 47/64"
Height Overall	48 9/16"
<b>INTERNAL DIMENSIONAL DATA</b>	
NET Capacity (cubic ft.)	21
Internal Width Overall (in)	69 31/32"
Internal Depth Top & Middle Overall (in)	15 11/100"
Internal Depth Overall Bottom (in)	24 37/100"
Internal Height Overall (in)	38 43/64"
Number of Shelves	2
<b>SHIPPING DATA</b>	
Gross Weight- Crated	672 lbs
Height - Crated	58"
Width - Crated	80"
Depth - Crated	39"

## Deli/Bakery Dry Case Model: CDR6HC-1-W-D

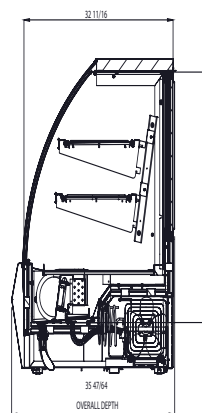
### Model Views



### PLAN VIEW



### ELEVATION VIEW



### SIDE VIEW



### ELECTRICAL CONNECTION



**NEMA 5-15P**

Units pre-wired at factory and include 8' long cord and plug set.