



BEVERAGE-AIR

| | |
|-----------------|------|
| Project: _____ | AIA# |
| Item: _____ | |
| Location: _____ | SIS# |
| Approved: _____ | |

BB48HC BACK BAR REFRIGERATOR: PASS-THRU

BAR EQUIPMENT- BACK BAR REFRIGERATOR

**MODEL:
BB48HC-1-GS-PT-S-27**

BB48HC Sliding Glass Door Pass-Thru With Stainless Steel Top
Hydrocarbon Series

**5 Year Parts/Labor Warranty Available
7 Year Compressor Warranty**



CABINET CONSTRUCTION

- Exterior is stainless steel front and sides
- Interior construction utilizes galvanized steel on walls and ceiling, heavy duty stainless steel floor
- Full electronic control
- 2" Stainless steel top
- Magnetic door gaskets provide positive door sealing
- Self-closing sliding glass doors have black frame regardless of finish
- Stay-open feature and locks standard
- LED lighting
- Packaged products only
- Four (4) epoxy coated wire shelves
- Balanced, forced air refrigeration system provides rapid chilling of product

OPTIONS & ACCESSORIES

- 3 Year parts/labor standard, additional 2 year warranty available
- For stainless steel interior (refer to -F models)
- Galvanized sub-top
- Wine model (40°-60° models)
- Wire shelf divider
- Additional shelves
- Additional shelf clips
- 3" or 6" Casters
- 6" Black legs
- Remote option* (see note on back on page)

REFRIGERATION SYSTEM

- Uses environmentally friendly, energy efficient R290 refrigerant, and meets all regulatory requirements for CARB, SNAP, DOE & more
- Adaptive defrost
- Epoxy coated evaporator coil
- Maintains product temperature between 36°F and 38°F



Please verify qualifying units by visiting:
www.energystar.gov/cfs

3779 Champion Blvd., Winston-Salem, NC 27105
1-888-845-9800 Fax: 1-336-245-6453
Beverage-Air.com Sales@bevair.com



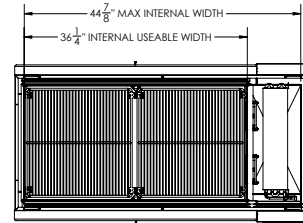
BEVERAGE-AIR

Bar Equipment-Back Bar Refrigerator Model: BB48HC-1-GS-PT-S-27

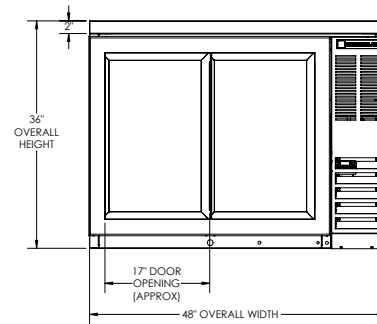
| MODEL | BB48HC-1-GS-PT-S-27 |
|----------------------------------|---------------------|
| EXTERNAL DIMENSIONAL DATA | |
| Width Overall | 48" |
| Depth Overall | 25 1/2" |
| Height Overall | 36" |
| Number of Doors | 4 |
| INTERNAL DIMENSIONAL DATA | |
| NET Capacity (cubic ft.) | 13.6 |
| Internal Width Useable (in) | 36 1/4" |
| Internal Depth Overall (in) | 18" |
| Internal Height Overall (in) | 29 1/2" |
| Number of Shelves | 4 |
| Number of 1/2 Kegs | 2 |
| ELECTRICAL DATA | |
| Full Load Amperes | 3.1 |
| REFRIGERATION DATA | |
| Horsepower | 1/3 |
| Capacity (BTU/Hr) | 1942 |
| Heat Rejection (BTU/Hr) | 2913 |
| Charge (lbs/grams) | 0.1984/90 |
| SHIPPING DATA | |
| Gross Weight - Crated | 318 lbs |
| Height - Crated | 43" |
| Width - Crated | 51" |
| Depth - Crated | 27" |

*NOTE: Remote units are field wired and come with 6" legs.
Refrigerant must be specified at time of order.

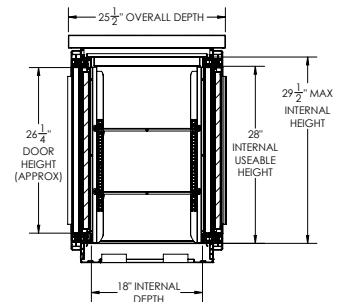
Model Views



PLAN VIEW



ELEVATION VIEW



SIDE VIEW



ELECTRICAL CONNECTION

115/60/1
NEMA 5-15P

Unit pre-wired at factory
and include 8' long cord
and plug set.