



# BEVERAGE-AIR

Project: _____	AIA#
Item: _____	
Location: _____	SIS#
Approved: _____	

**FLG24HC BAR EQUIPMENT: GLASS FROSTER SERIES**

## BAR EQUIPMENT

### FLG24HC Solid Door Glass and Plate Froster Hydrocarbon Series

**MODEL:**  
FLG24HC-1-S



**5 Year Parts/Labor Warranty Available  
7 Year Compressor Warranty**

#### CABINET CONSTRUCTION

- Stainless steel front, sides and door, (galvanized back and bottom)
- Interior liner is made of corrosion resistant aluminum
- Stainless steel top
- Front loading
- Full electronic control
- Interior thermometer is standard
- Self closing door with 120° stay open feature, on cartridge style hinges
- Door opening includes low wattage, anti-condensate heaters
- Magnetic gasket for positive seal
- Two (2) epoxy coated shelves standard
- Field reversible door
- Automatic defrost of coil is standard
- Built-in condensate evaporator system
- No floor drain or additional plumbing

#### OPTIONS & ACCESSORIES

- 3 Year parts/labor standard, additional 2 year warranty available
- Stainless steel back
- Stainless steel interior
- Remote option\*  
(refrigerant must be specified at time of order, see note on back on page)

#### REFRIGERATION SYSTEM

- Refrigeration system uses R290 refrigerant to comply with all environmental concerns
- Automatic, electric defrost
- Epoxy coated evaporator coil
- Chills glasses and plates at 0°F and below (factory setpoint is 0°F)



Please verify qualifying units by visiting:  
[www.energystar.gov/cfs](http://www.energystar.gov/cfs)

3779 Champion Blvd., Winston-Salem, NC 27105  
1-888-845-9800 Fax: 1-336-245-6453  
Beverage-Air.com Sales@bevair.com



# BEVERAGE-AIR

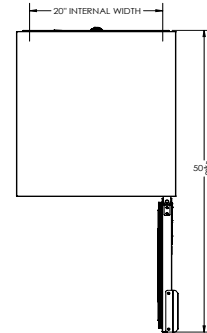
## Bar Equipment - Glass and Plate Froster Model: FLG24HC-1-S

MODEL	FLG24HC-1-S
<b>EXTERNAL DIMENSIONAL DATA</b>	
Width Overall	24"
Depth Overall with Handle	30 1/8"
Height Overall	32"
Number of Doors	1
Door Opening 90°	50 5/8"
Door Opening (in)	19 5/8" x 21 5/8"
<b>INTERNAL DIMENSIONAL DATA</b>	
NET Capacity (cubic ft.)	5.06
Internal Width Overall (in)	20"
Internal Depth Useable (in)	18 1/4"
Internal Height Overall (in)	23"
Number of Shelves	2
12 oz. Mugs Chilling Capacity	80
8" Plate Chilling Capacity	100
<b>ELECTRICAL DATA</b>	
Full Load Amperes	2.5
<b>REFRIGERATION DATA</b>	
Horsepower	1/4
Capacity (BTU/Hr)	858
Heat Rejection (BTU/Hr)	1287
Charge (lbs/grams)	0.0992/45
<b>SHIPPING DATA</b>	
Gross Weight - Crated	208 lbs
Height - Crated	45"
Width - Crated	30"
Depth - Crated	32"

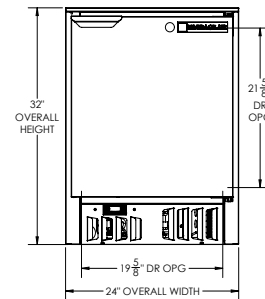
\*NOTE: Remote units are field wired and come with 6" legs.  
Refrigerant must be specified at time of order.

### Model Views

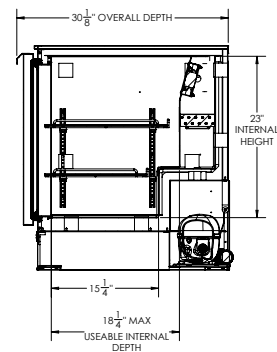
Required Clearance: 0" all sides



### PLAN VIEW



### ELEVATION VIEW



### SIDE VIEW



### ELECTRICAL CONNECTION



115/60/1  
NEMA 5-15P

Unit pre-wired at factory  
and include 8' long cord  
and plug set.